

CURRENT TRANSFORMERS

Model 500 SPLIT CORE

Window Size Available up to 10" X 30"

APPLICATION:
Metering

FREQUENCY:
50–400 Hz.

INSULATION LEVEL:
0.6 kV, BIL 10 kV full wave.

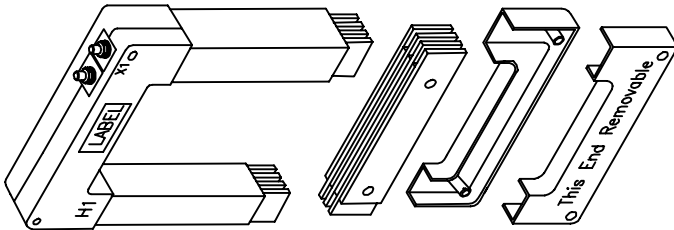
CONTINUOUS THERMAL CURRENT RATING FACTOR:
1.33 at 30°C amb.; 1.0 at 55°C amb.

- Terminals are 8–32 brass studs with one flatwasher, lockwasher and regular nut.
- Flexible leads are UL 1015 105°C CSA approved, #16 AWG, 24" long are available.
- Approximate weight 8 to 18 lbs.

REGULATORY AGENCY APPROVALS



Manufactured to meet the requirements of ANSI C57.13. Classified by U.L. in accordance with IEC 44–1

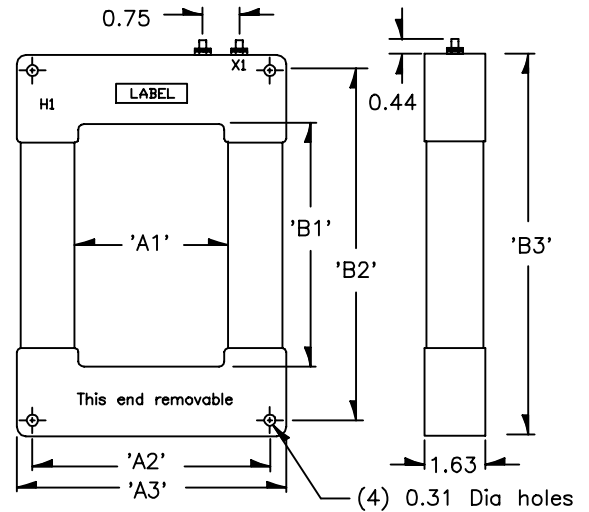


This transformer is designed to be assembled around an existing conductor or bus bar. The end marked "This end removable" may be disassembled and then reassembled around the conductors.

CAUTION :

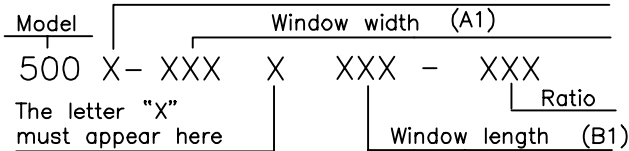
Proper safety precautions must be followed during installation by a trained electrician. Never install while bus is energized.

The current transformer must have its secondary terminals short circuited or the burden connected, before energizing the primary circuit.



HOW TO ORDER TAKE APART C.T.'S

T or L for Terminals or Leads



Example: 500T-041 X 117 - 122

The accuracy table below is for the 500T-041 X 117. Accuracies for other sizes are available from the factory. The dimensions in the table at the right are standard sizes. Other window lengths (B1) may be accommodated on special order. Window widths (A1) other than those listed are not available.

CURRENT RATIO	ACCURACY CLASS WITH U.P.F. BURDEN
300:5	±5% @ 1.5VA
400:5	±3% @ 2.5VA
500:5	±2% @ 2.5VA
600:5	±1% @ 4.0VA
750:5	±1% @ 5.0VA
800:5	±1% @ 5.0VA
1000:5	±1% @ 7.5VA
1200:5	±1% @ 10.0VA
1500:5	±1% @ 12.5VA
2000:5	±1% @ 15.0VA
2500:5	±1% @ 25.0VA
3000:5	±1% @ 25.0VA
3500:5	±1% @ 25.0VA
4000:5	±1% @ 25.0VA
5000:5	±1% @ 30.0VA
6000:5	±1% @ 40.0VA

DIMENSIONS						MAX RATIO
'A1'	'A2'	'A3'	'B1'	'B2'	'B3'	
4.1	6.4	7.3	7.1	10.0	10.9	4000:5
4.1	6.4	7.3	11.7	14.5	15.4	8000:5
4.1	6.4	7.3	14.1	17.0	17.9	8000:5
4.1	6.4	7.3	18.1	21.0	21.9	8000:5
4.1	6.4	7.3	24.0	27.0	27.9	10000:5
4.1	6.4	7.3	30.1	33.0	33.9	10000:5
5.1	7.2	8.3	7.1	10.0	10.9	4000:5
5.1	7.2	8.3	11.7	14.5	15.4	8000:5
5.1	7.2	8.3	14.1	17.0	17.9	8000:5
5.1	7.2	8.3	18.1	21.0	21.9	8000:5
5.1	7.2	8.3	24.0	27.0	27.9	10000:5
5.1	7.2	8.3	30.1	33.0	33.9	10000:5
5.8	7.0	9.0	7.1	10.0	10.9	4000:5
5.8	7.0	9.0	11.7	14.5	15.4	8000:5
5.8	7.0	9.0	14.1	17.0	17.9	8000:5
5.8	7.0	9.0	18.1	21.0	21.9	8000:5
5.8	7.0	9.0	24.0	27.0	27.9	10000:5
5.8	7.0	9.0	30.1	33.0	33.9	10000:5
8.0	9.5	11.1	7.1	10.0	10.9	4000:5
8.0	9.5	11.1	11.7	14.5	15.4	8000:5
8.0	9.5	11.1	14.1	17.0	17.9	8000:5
8.0	9.5	11.1	18.1	21.0	21.9	8000:5
8.0	9.5	11.1	24.0	27.0	27.9	10000:5
8.0	9.5	11.1	30.1	33.0	33.9	10000:5
10.1	11.6	13.2	7.1	10.0	10.9	4000:5
10.1	11.6	13.2	11.7	14.5	15.4	8000:5
10.1	11.6	13.2	14.1	17.0	17.9	8000:5
10.1	11.6	13.2	18.1	21.0	21.9	10000:5
10.1	11.6	13.2	24.0	27.0	27.9	10000:5
10.1	11.6	13.2	30.1	33.0	33.9	10000:5